



Tractor Clutches

2020/2021

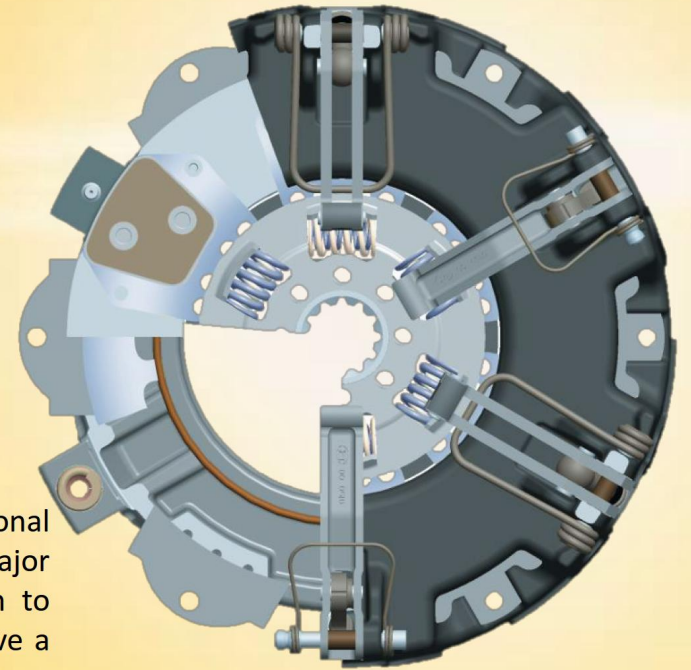



SCHAEFFLER

24/7

LuK Tractor Clutches : **No1 in the field at all the times !**

The genuine LuK portfolio has the right parts for every possible use – OE quality and operational comfort included. LuK is the leading manufacturer of Clutch technology, supplying all major tractor manufacturer worldwide. LuK damping system provide a highly effective system to dampen vibrations. Relay on our cost effective products with prolonged operation life. Have a freedom to work your field 24/7.





We move the world – with quality

Schaeffler Automotive Aftermarket is a specialist in components and services involving the complete drivetrain in passenger cars and commercial vehicles – from engines, to transmissions, to chassis. As a globally active company we move millions of people every day in cars, trucks, buses, and tractors. Our products are used in almost every new vehicle throughout the world – and for good reason : Schaeffler is the innovation-leader in original equipment manufacturing and aftermarket sales – and is guarantee of the very highest quality.



The LuK Tractor portfolio at a glance :




Single Clutch systems

Designed and manufactured with a pressed steel housing for maximum strength and minimum space requirements in lower powered tractors.



Double Clutch systems

Two clutches in one unit – one to drive the wheels and one for the PTO. A single diaphragm spring provides load for both clutches.



Discs

The comprehensive range of LuK organic and sintered discs for single and double clutches allow for high torque transmission and high operating temperatures ensuring increased clutch service life.



Lever Kit

The tractor clutch repair solution from LuK, containing all OE quality parts required to carry out a full repair. LuK Lever Kits are available for both captive and loose levers.



RepSet












Each LuK RepSet is a complete tractor clutch replacement solution. Every component required for a professional repair is in the box. Including life time warranty against manufacturing defects.

INDEX

Make	Model	Part No	Pg No
JOHN DEERE	5310 5050D 5310 5050E	L-02028-0199-80 / 6283043090#E	1
	5103 5203	L-02028-0198-80 / 6283042090#E	2
	5075E 4WD	L-02028-0P37-82 / 6283570090#E	3
TRACTORS AND FARM EQUIPMENT LIMITED (TAFE)	Eicher 485	L-02428-0195-83 / 2280236100#E	4
	Eicher Tafe 5450 DI	L-02428-0191-80 / 2280143100#E	5
	Eicher 333 Super Di	L-02428-0195-81 / 2280142100#E	6
NEW HOLLAND	3600-2 TX 3630 TX Super	L-02028-0053-99 / L-02028-0053-21_AM / 6283048090#E	7
	5630	L-02028-0053-80 / 6283049090#E	8
	4510	L-02028-0G22-80 / L-02028-0G22-02_AM / 6283571090#E	9
	7500 Turbo Super 5635	L-02028-0P23-82 / 6283572090#E	10
MAHINDRA & MAHINDRA	Novo 655 DI HOR-II Carraro ARJUN	L-02428-0P28-80 / 2280220100#E	11
	6000 6010 6025 6110 6500	L-02028-0P33-03_AM / 6283353090#E	12
	Yuvo 415 DI 475 DI 575 DI	L-02028-0P07-80 / 6283582090#E	13
	7575 Arjun 7520	L-02428-0P17-80 / 2280213100#E	14
	6530 Novo 655 DI	L-02428-0P35-80 / 2280215100#E	15
	5570 Arjun 706 M Star	L-02431-0G33-80 / 2310131100#E	16
	Swaraj 855 FE 855 XM	L-02428-0P04-84 / L-02428-0P04-05_AM / 2280221100#E	17
STANDARD COMBINE	460 475	L-02028-0P15-80 / 2280188100#E	18
ESCORTS	Farmtrac 80 6065 Ex	L-02031-0P01-80 / 6313158090#E	19
	Farmtrac 6060 Executive 6060 Executive 4X4 and Powertrac Euro 60 4455 BT Plus	L-02428-0P16-80 / L-02428-0P16-05_AM / 2280192100#E	20
	Farmtrac 45 Classic 60 Classic EPI T20 6045 Executive	L-02428-0G21-81 / 2280243100#E	21
	Farmtrac 45 smart 60 smart 60 EPI T20 60 EPI F20 6050 Executive 6050 Executive 4X4	L-02428-0P16-81 / 2280245100#E	22
	Farmtrac 50 60	L-02428-0G52-80 / 2280244100#E	23
SAME DEUTZ FAHR (SDF)	SAME 75 80 85 90 95 100	L-02431-0G22-81 / 2310113100#E	24
	SAME 403 453 503	L-02428-0178-97 / 2280233100#E	25
	Agrolux 70	L-02028-0P00-03_AM / 6283356090#E	26
INTERNATIONAL TRACTOR LIMITED (ITL)	Sonalika 4100 DI-60 2WD/4WD DI-60 Rx Standard DI-460	L-02028-0P03-80 / 6283283090#E	27
	Sonalika 4110	L-02028-0P03-80 / 6283283090#E	28
	DI-60 2WD/4WD DI-60 Rx Standard DI-460	L-02028-0G45-81 / 6283331090#E	29
	World Truck	L-02031-0P06-00_AM / 6313183090#E	30
	World Truck	L-02031-0P06-81_AM / 6313134090#E	31
HINDUSTAN MACHINE TOOLS (HMT)	6522 5911M	L-02028-0P21-80 / 6283282090#E	32
PREET TRACTOR	6049 DI	L-02428-0G16-83 / 2280246100#E	33
	Preet 955	L-02428-0G48-81 / 2280249100#E	34
	9049	L-02031-0G37-80 / 6313184090#E	35



Tractor Clutches












Make		Model	Engine Details	Parts Description		Pictures
JOHN DEERE		5310 5050 D 5310 5050E	55 HP @ 2400 RPM	DCA (without PTO DP) 2280197100#E L-02428-0199-80		
DCA Assy. (with main & PTO DP) 6283043090#E / L-02028-0199-80				Main DP 3280574100#E L-03028-0176-81 Spline 32x36x19 (ID x OD x No.of teeth) OE Ref. RE203439		
						
				PTO DP 3280532100#E L-03028-0886-81 Spline 21x25x13 (ID x OD x No.of teeth) OE Ref. RE242274		
Pictures						
Parts Description	Pressure plate - Main (Tawa) L-02103-0730-93 4340443100#E OE Ref: R198316 Thickness : 23.8 mm	Pressure plate - PTO (Tawa) L-02903-0510-82 4340445100#E OE Ref: RE198332 Thickness : 37.1 mm	Main Lever Kit L-02615-G08-00 4340442100#E OE Ref: RE 198321	PTO Lever Kit L-02615-0G09-00 4340444100#E OE Ref: RE198309	Housing L-02101-0290-82 4340446100#E OE Ref: R198319	Diaphragm Spring L-04127-0005-86 4340459100#E OE Ref: 9970796

Above product images are for reference purpose only *

Schaeffler aftermarket parts ending with "#E" is readily available. In case of non "#E" parts no, please contact local sales representative for more details.**



Tractor Clutches











Make		Model		Engine Details		Parts Description		Pictures			
JOHN DEERE		5103 5203		45 HP		DCA (without PTO DP) 2280196100#E L-02428-0198-80 OE Ref: SJ29355					
DCA Assy. (with main & PTO DP) L-02028-0198-80 6283042090#E OE Ref: RE73665		 		Main DP 3280564100#E L-03028-0176-80 Spline 32x36x19 (ID x OD x No.of teeth) 3Wing OE Ref: RE198317/ RE 203439 Rivet less design				PTO DP 3280532100#E L-03028-0886-81 Spline 21x25x13 (ID x OD x No.of teeth) OE Ref. RE242274			
Pressure plate - Main (Tawa) L-02103-0730-93 4340443100#E OE Ref: R198316 Thickness : 23.8 mm		Pressure plate - PTO (Tawa) L-02903-0510-82 4340445100#E OE Ref: RE198332 Thickness : 37.1 mm		Main Lever Kit L-02615-G08-00 4340442100#E OE Ref: RE 198321		PTO Lever Kit L-02615-0G09-00 4340444100#E OE Ref: RE198309		Housing L-02101-0290-82 4340446100#E OE Ref: R198319		Diaphragm Spring L-04127-0005-86 4340459100#E OE Ref: 9970796	
											

Above product images are for reference purpose only *

Schaeffler aftermarket parts ending with "#E" is readily available. In case of non "#E" parts no, please contact local sales representative for more details.**



Tractor Clutches











Make		Model		Engine Details		Parts Description		Pictures					
JOHN DEERE		5075E 4WD		75 HP @ 2400 RPM		DCA (without PTO DP) 2280223100#E L-02428-0P37-82 OE Ref: RE260848							
L-02028-0P37-82 / 6283570090#E / OE Ref: RE258870 						Main DP 3280585100#E L-03028-OPN1-82 Spline 31x35x19 (ID x OD x No.of teeth) 5Wing OE Ref: RE258871							
						PTO DP 3280588100#E L-03028-0PTX-80 Spline 21x25x13 (ID x OD x No.of teeth) 4Wing OE Ref: RE258872							
Pictures													
Parts Description		Pressure plate - Main (Tawa) L-02103-0P11-00 OE Ref: R260279		Pressure plate - PTO (Tawa) L-02903-0510-82 4340445100#E OE Ref: RE198332 Thickness : 37 mm		Main Lever Kit L-02615-G08-00 4340442100#E OE Ref: RE 198321		PTO Lever Kit L-02615-0G09-00 4340444100#E OE Ref: RE198309		Housing L-02101-0290-82 4340446100#E OE Ref: R198319		Diaphragm Spring L-04127-0005-86 4340459100#E OE Ref: 9970796	

Above product images are for reference purpose only *

Schaeffler aftermarket parts ending with "#E" is readily available. In case of non "#E" parts no, please contact local sales representative for more details.**



Tractor Clutches




Make		Model		Engine Details		Parts Description		Pictures					
EICHER		485		45 HP, 3cyl		DCA Assy. (without main DP) 2280236100#E L-02428-0195-83 OE Ref: 93654862							
DCA Assy. (with main & PTO DP) L-02028-0195-03 OE Ref:93654874						Main DP 3280584100#E L-03028-0PL8-80 Spline : 20 X 25 X 8 (ID X OD X no. of teeth)							
						PTO DP 3280813100#E L-03H28-0883-04 Spline : 36 x 45 mm x21 (Min. Dia x Maj. Dia x No. of Teeth) OE Ref: 93654886							
Pictures													
Parts Description		Pressure plate - Main (Tawa) L-02103-0432-83 4340460100#E OE Ref: 93640309 Thickness : 25.6 mm		Pressure plate - PTO (Tawa) L-02102-0G78-00 OE Ref:93641089		Main Lever Kit L-02615-1026-00_AM / 4330349100#E L-02615-0P27-00 / 4340427100#E OE Ref: 5911630790		PTO Lever Kit L-02615-0P28-00 4340441100#E OE Ref: 5911600090		Housing L-02101-0014-10 OE Ref: 9970788		Diaphragm Spring L-04127-0005-86 4340459100#E	

Above product images are for reference purpose only *

Schaeffler aftermarket parts ending with "#E" is readily available. In case of non "#E" parts no, please contact local sales representative for more details.**



Tractor Clutches









Make		Model		Engine Details		Parts Description		Pictures					
EICHER		Eicher / TAFE 5450 DI		51 HP - 55 HP		DCA Assy. (without PTO DP) 2280143100#E L-02428-0191-80 OE Ref: 1910024							
DCA Assy.(with main & PTO DP) L-02028-0191-00 / OE Ref:1910024						Main DP 3280544100#E L-03028-0167-80 Spline : 41 X 45 X 22 (ID X OD X no. of teeth)							
						PTO DP 3280554100#E L-03028-0823-87 Spline : 23 X 25 X 18 (ID X OD X no. of teeth)							
Pictures				-		-							
Parts Description		Pressure plate - Main (Tawa) L-02103-0730-90 4340454100#E OE Ref: 9970796 Thickness : 23 mm		Pressure plate - PTO (Tawa) L-02103-0729-03		Main Lever Kit L-02115-0150-01		PTO Lever Kit L-02115-0151-02		Housing L-02101-0293-00		Diaphragm Spring L-04127-0005-86 4340459100#E OE Ref:D10159010	

Above product images are for reference purpose only *

Schaeffler aftermarket parts ending with "#E" is readily available. In case of non "#E" parts no, please contact local sales representative for more details.**



Tractor Clutches











Make	Model	Engine Details	Parts Description		Pictures	
<p>EICHER</p>	<p>333 Super Di</p>	<p>33 HP</p>	<p>DCA Assy. (without main DP) 2280142100#E L-02428-0195-81 OE Ref: 1968014</p>			
			<p>Main DP 3280551100#E L-03028-0170-81 Spline : 20 X 25 X 8 (ID X OD X no. of teeth) OE Ref:1966364</p> <p>PTO DP 3280541100#E L-03028-0883-80 Spline : 41 X 45 X 21 (ID X OD X no. of teeth)</p>			
<p>DCA Assy.(with main & PTO DP) L-02028-0105-01</p> <div style="display: flex; justify-content: space-around; align-items: center;">   </div>						
<p>Pictures</p>			<p>-</p>	<p>-</p>		
<p>Parts Description</p>	<p>Pressure plate - Main (Tawa) L-02103-0747-00</p>	<p>Pressure plate - PTO (Tawa) L-02103-0746-01 4341061100#E Thickness 16 mm</p>	<p>Main Lever Kit L-02615-1006-00</p>	<p>PTO Lever Kit L-02615-1007-00</p>	<p>Housing L-02101-0014-87 4340458100#E OE Ref: 9970788</p>	<p>Diaphragm Spring L-04127-0038-01</p>

Above product images are for reference purpose only *

Schaeffler aftermarket parts ending with "#E" is readily available. In case of non "#E" parts no, please contact local sales representative for more details.**



Tractor Clutches










Make		Model		Engine Details		Parts Description		Pictures					
NEW HOLLAND		3600-2 TX 3630 TX SUPER		50 HP @ 2500 RPM 50 HP		DCA Assy. (without PTO DP) 2280144100#E L-02428-0053-99 Old Design L-02428-0053-21_AM (6 mounting hole design) OE Ref: 5174887							
						DCA Assy. (with main & PTO DP) L-02028-0053-99 (old Design) L-02028-0053-21_AM 6283048090#E (6 mounting hole new design) OE Ref: 82834972 / 84246518				Main DP 3280557100#E L-03028-0166-82 Spline 35x40x14 (ID x OD x No.of teeth) 4 Wing			
						PTO DP 3280531100#E L-03028-0877-80 Spline 22x25x10 Organic OE Ref: 82824214/ 9970785							
Pictures													
Parts Description		Pressure plate - Main (Tawa) L-02103-0730-90 4340454100#E OE Ref: 9970796 Thickness : 23 mm		Pressure plate - PTO (Tawa) L-02103-0729-82 4340455100#E OE Ref: 9970795 Thickness : 19 mm		Main Lever Kit L-02615-0G10-00 4340452100#E OE Ref : 9970784		PTO Lever Kit L-02615-0G11-00 4340453100#E OE Ref: 9970787		Housing L-02101-0014-10		Diaphragm Spring L-04127-0005-86 4340459100#E	

Above product images are for reference purpose only *

Schaeffler aftermarket parts ending with "#E" is readily available. In case of non "#E" parts no, please contact local sales representative for more details.**



Tractor Clutches










Make	Model	Engine Details	Parts Description			Pictures
NEW HOLLAND	5630	70 HP	DCA Assy. (Without PTO DP) 2280200100#E L-02428-0053-80 OE Ref: 47776216			
DCA Assy.(with main & PTO DP) L-02028-0053-80 / 6283049090#E OE Ref: 82834973/ 82824210			Main DP 3280557100#E L-03028-0166-82 Spline 35x40x14 (ID x OD x No.of teeth) 4Wing			
						PTO DP 3280531100#E L-03028-0877-80 Spline details-22x25 x10 (ID x OD x No.of teeth) Organic OE Ref: 82824214
Pictures						
Parts Description	Pressure plate - Main (Tawa) L-02103-0730-90 4340454100#E OE Ref: 9970796 Thickness : 23 mm	Pressure plate - PTO (Tawa) L-02103-0729-82 4340455100#E OE Ref: 9970795 Thickness : 19 mm	Main Lever Kit L-02615-0G10-00 4340452100#E OE Ref : 9970784	PTO Lever Kit L-02615-0G11-00 4340453100#E OE Ref: 9970787	Housing L-02101-0014-87 4340458100#E OE Ref: 9970788	Diaphragm Spring L-04127-0005-04 OE Ref: 84527870

Above product images are for reference purpose only *

Schaeffler aftermarket parts ending with "#E" is readily available. In case of non "#E" parts no, please contact local sales representative for more details.**



Tractor Clutches







Make	Model	Engine Details	Parts Description			Pictures
<p align="center">NEW HOLLAND</p>	<p align="center">4510</p>	<p align="center">42 HP @ 2000 RPM</p>	<p>DCA Assy. (without PTO DP) 2280224100#E L-02428-0G22-80 Old Design L-02428-0G22-02_AM (6 mounting hole design) OE Ref: 84171596</p>			
			<p>DCA Assy. L-02028-0G22-80 Old Design L-02028-0G22-02_AM / 6283571090#E (6 mounting hole) OE Ref: 84246517</p> 			<p>Main DP 3280669100#E L-03H28-0G60-00 Spline 35x40x14 (ID x OD x No.of teeth) 5Wing OE Ref: 84246520</p>
			<p>PTO DP 3280531100#E L-03028-0877-80 Spline 22x25x10 / (ID x OD x No.of teeth) Organic OE Ref: 82824214/ 9970785</p>			
<p align="center">Pictures</p>						
<p align="center">Parts Description</p>	<p>Pressure plate - Main (Tawa) L-02103-0730-90 4340454100#E OE Ref: 9970796 Thickness : 23 mm</p>	<p>Pressure plate - PTO (Tawa) L-02103-0729-82 4340455100#E OE Ref: 9970795 Thickness : 19 mm</p>	<p>Main Lever Kit L-02615-0G10-00 4340452100#E OE Ref : 9970784</p>	<p>PTO Lever Kit L-02615-0G11-00 4340453100#E OE Ref: 9970787</p>	<p>Housing L-02101-0014-10</p>	<p>Diaphragm Spring L-04127-0005-86 4340459100#E OE Ref: 9970796</p>

Above product images are for reference purpose only *

Schaeffler aftermarket parts ending with "#E" is readily available. In case of non "#E" parts no, please contact local sales representative for more details.**



Tractor Clutches











Make		Model		Engine Details		Parts Description		Pictures					
NEW HOLLAND		7500 Turbo Super / 5635		75 HP		DCA Assy. (without PTO DP) 2280225100#E L-02428-0P23-82							
DCA Assy.(with main & PTO DP) L-02028-0P23-82/ 6283572090#E OE Ref: 87386516						Main DP 3280669100#E L-03H28-0G60-00 Spline 35x40x14 (ID x OD x No.of teeth) 5Wing OE Ref: 84246520							
						PTO DP 3280561100#E L-03028-0PTM-81 Spline 22 X 25 X 10 (ID x OD x No.of teeth) OE Ref: 87371464							
Pictures				-		-							
Parts Description		Pressure plate - Main (Tawa) L-02103-0730-13 OE Ref:84527872		Pressure plate - PTO (Tawa) L-02903-0P01-00 OE Ref: 84537779		Main Lever Kit L-02615-0082-01 OE Ref: 47807177		PTO Lever Kit L-02615-1011-00 OE Ref:47807178		Housing L-02101-0P17-00 OE Ref: 84527858		Diaphragm Spring L-04127-0005-04 OE Ref: 84527870	

Above product images are for reference purpose only *

Schaeffler aftermarket parts ending with "#E" is readily available. In case of non "#E" parts no, please contact local sales representative for more details.**



Tractor Clutches







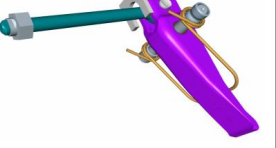
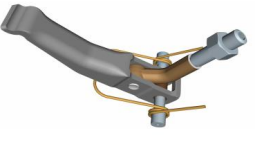


Make		Model	Engine Details	Parts Description		Pictures
MAHINDRA & MAHINDRA		NOVO 655 DI HOR -II CARRARO Arjun	60 HP, 3cyl	DCA Assy. (without PTO DP) 2280220100#E L-02428-0P28-80 OE Ref: 06504450C91		
DCA Assy.(with main & PTO DP) L-02028-0P28-00 OE Ref:006504450C91				Main DP 3280562100#E L-03028-0PMU-80 Spline 34x40x12 (ID x OD x No.of teeth) 5Wings OE Ref : 006504451C91		
				PTO DP 3280524100#E L-03028-0884-81 Spline details-39x45 x10 (ID x OD x No.of teeth) - 3Wings OE Ref: 000032602B12		
Pictures						
Parts Description	Pressure plate - Main (Tawa) L-02103-0P15-00 OE Ref: 006506406C1	Pressure plate - PTO (Tawa) L-02103-0729-82 4340455100#E OE Ref : 9970795 Thickness : 19 mm	Main Lever Kit L-02615-0G12-00 4340450100#E	PTO Lever Kit L-02615-0G13-00 4340449100#E	Housing L-02101-0014-87 4340458100#E OE Ref: 9970788	Diaphragm Spring L-04127-0016-02 OE Ref: 006506409C1

Above product images are for reference purpose only *

Schaeffler aftermarket parts ending with "#E" is readily available. In case of non "#E" parts no, please contact local sales representative for more details.**



Tractor Clutches










Make		Model	Engine Details	Parts Description		Pictures
MAHINDRA & MAHINDRA		6025 6010 6000 6110 6500	3.2L 4-cyl diesel 2.4L 4-cyl diesel 3.2L 4-cyl diesel 2.4L 4-cyl diesel 3.5L 4-cyl diesel	DCA Assy. (without main DP) 2280222100#E L-02428-0P33-82 old number L-02428-0P33-03_AM (6 mounting hole) OE Ref: 006505451C91		
DCA Assy.(with main & PTO DP)L-02028-0P33-03_AM/6283353090#E OE Ref: 006518272C91				Main DP L-03H28-0PMV-00 / 3280597100#E L-03028-0PMV-02_AM / 3280845100#E Rivetless Design Spline 23x29 x10 (ID x OD x No.of teeth) 5Wings / OE Ref : E006504375C91		
				PTO DP 3280524100#E L-03028-0884-81 Spline details-39x45 x10 (ID x OD x No.of teeth) - 3Wings OE Ref: 000032602B12		
Pictures						
Parts Description	Pressure plate - Main (Tawa) L-02103-0432-83 4340460100#E OE Ref: 06500157C91 Thickness : 25.6 mm	Pressure plate - PTO (Tawa) L-02103-0746-82 4341061100#E OE Ref: 06500156C91 Thickness : 15 mm	Main Lever Kit L-02615-1026-00_AM 4330349100#E	PTO Lever Kit L-02615-1025-00	Housing L-02101-0G43-02	Diaphragm Spring L-04127-0040-00_AM 4341178100#E

Above product images are for reference purpose only *

Schaeffler aftermarket parts ending with "#E" is readily available. In case of non "#E" parts no, please contact local sales representative for more details.**



Tractor Clutches






Make		Model	Engine Details	Parts Description		Pictures
MAHINDRA & MAHINDRA		Yuvo 475 DI Yuvo 575 DI Yuvo 415 DI	42 HP @ 2000 RPM 45 HP @ 2000 RPM 40 HP @ 2000 RPM	DCA Assy. (without main DP) 2280238100#E L-02428-0P07-80		
DCA Assy.(with main & PTO DP) L-02028-0P07-80 6283582090#E / OE Ref: E006501539C1				Main DP 3280552100#E L-03028-0172-80 Spline 23x29 x10 (ID x OD x No.of teeth) 4Wings OE Ref: 000032601B12		
				PTO DP 3280524100#E L-03028-0884-81 Spline 39x45 x10 (ID x OD x No.of teeth) 3Wings OE Ref : 000032602B12		
Pictures					-	
Parts Description	Pressure plate - Main (Tawa) L-02103-0432-83 4340460100#E OE Ref: 06500157C91 Thickness : 25.6 mm	Pressure plate - PTO (Tawa) L-02103-0P10-00	Main Lever Kit L-02615-0G12-00 4340450100#E	PTO Lever Kit L-02615-0G13-00 4340449100#E	Housing L-02101-0P02-00	Diaphragm Spring L-04127-0040-00_AM 4341178100#E OE Ref:006517134V1

Above product images are for reference purpose only *

Schaeffler aftermarket parts ending with "#E" is readily available. In case of non "#E" parts no, please contact local sales representative for more details.**



Tractor Clutches







Make	Model	Engine Details	Parts Description		Pictures	
MAHINDRA & MAHINDRA	Arjun 7575 7520	75 HP 75 HP	DCA Assy. (without main DP) 2280213100#E L-02428-OP17-80 OE Ref: 006503645D91			
DCA Assy. (with main & PTO DP) L-02028-OP17-00 OE Ref: 000016650P04 			Main DP 3280559100#E L-03028-OPMR-80 Spline 24 x27 x15 (ID x OD x No.of teeth) 6Wings OE Ref: 006503643D91			
			PTO DP 3280641100#E L-03H28-OPTR-00 Spline 45 x50 x24 (ID x OD x No.of teeth) 4Wings OE Ref: 006503643D91			
Pictures		-	-	-	-	
Parts Description	Pressure plate - Main (Tawa) L-02103-OP07-00_AM 4341142100#E OE Ref:06504861D1 Thickness 21.6 mm	Pressure plate - PTO (Tawa) L-02103-OP08-00	Main Lever Kit L-02115-OP03-00	PTO Lever Kit L-02115-0155-03	Housing L-02101-OP05-00 OE Ref: 006518341C91	Diaphragm Spring L-04127-0005-04 OE Ref: 84527870 OE Ref: 006504860D1

Above product images are for reference purpose only *

Schaeffler aftermarket parts ending with "#E" is readily available. In case of non "#E" parts no, please contact local sales representative for more details.**



Tractor Clutches








Make		Model	Engine Details	Parts Description		Pictures
MAHINDRA & MAHINDRA		NOVO 655 DI 6530	65 HP @ 2100 RPM 55 - 65 HP	DCA Assy. (without main DP) 2280215100#E L-02428-0P35-80 OE Ref: E006505460C91		
DCA Assy.(with main & PTO DP) L-02028-0P35-00 OE Ref: 006505460C91				Main DP 3280644100#E L-03H28-0PMY-00 Spline 23 x 29 x 10 (ID x OD x No.of teeth) OE Ref: E006505466C91		
				PTO DP 3280643100#E L-03H28-0PTV-00 Spline 39 x Ø45 x 10 (ID x OD x No.of teeth) 4Wings OE Ref: E006505467C91		
Pictures		-	-	-	-	
Parts Description	Pressure plate - Main (Tawa) L-02103-0P07-00_AM 4341142100#E OE Ref: 006504861D1 Thickness 21.6 mm	Pressure plate - PTO (Tawa) L-02103-0P08-00	Main Lever Kit L-02115-0P06-00	PTO Lever Kit L-02163-0012-01	Housing L-02101-0P05-00 OE Ref: 006518341C91	Diaphragm Spring L-04127-0005-04 OE Ref:006504860D1

Above product images are for reference purpose only *

Schaeffler aftermarket parts ending with "#E" is readily available. In case of non "#E" parts no, please contact local sales representative for more details.**



Tractor Clutches






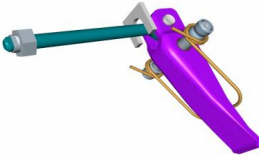
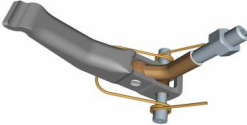

Make	Model	Engine Details	Parts Description		Pictures	
MAHINDRA & MAHINDRA	Mahindra 5570 Arjun 706 M Star	70 HP 55 - 70 HP	DCA Assy. (without PTO DP) 2310131100#E L-02431-0G33-80 OE Ref: 006511448U91			
DCA Assy. (with main & PTO DP) L-02031-0G33-00 OE Ref: 006511448U91 			Main DP 3310377100#E L-03H31-0G89-00 Spline 41 x Ø45 x 21 (ID x OD x No.of teeth) 5Wings OE Ref: 006511451U91			
			PTO DP 3280677100#E L-03H28-0G44-00 Spline 26 X 30 X 14 (ID X OD X no. of teeth) OE Ref: 006509813U91			
Pictures	-	-			-	
Parts Description	Pressure plate - Main (Tawa) L-02103-0732-11 OE Ref: 006511453U1	Pressure plate - PTO (Tawa) L-02902-0G12-00 OE Ref: 006511458U91	Main Lever Kit L-02615-0051-03 4330338100#E OE Ref: 006511460U91	PTO Lever Kit L-02631-0G05-01 4330342100#E OE Ref: 006511459U91	Housing L-02101-0G12-00 OE Ref: 006511452U1	Diaphragm Spring L-04130-0009-04 OE Ref: 006508267D1

Above product images are for reference purpose only *

Schaeffler aftermarket parts ending with "#E" is readily available. In case of non "#E" parts no, please contact local sales representative for more details.**



Tractor Clutches







Make	Model	Engine Details	Parts Description		Pictures	
MAHINDRA SWARAJ	855 FE 855 XM	50-55 hp 50-55 hp	DCA Assy. (without main DP) 2280221100#E L-02428-0P04-84 Old Number L-02428-0P04-05_AM (6 mounting hole design) OE Ref : P721410			
DCA Assy.(with main & PTO DP) L-02028-0P04-05_AM/6283354090#E (6 mounting hole design) 			Main DP 3280605100#E L-03H28-0PT8-00 Spline : 20 X 25 X 8 (ID X OD X no. of teeth) Facing grade : F410 / Luk B8402			
			PTO DP 3280542100#E L-03028-0PT3-82 Spline : 34 X 40 X 12 (ID X OD X no. of teeth)			
Pictures	-				-	
Parts Description	Pressure plate - Main(Tawa) L-02103-0P02-01	Pressure plate - PTO (Tawa) L-02103-0746-02 4341061100#E Thicknes 15 mm	Main Lever Kit L-02615-1026-00_AM 4330349100#E OE Ref:P10003971A	PTO Lever Kit L-02615-1025-00 OE Ref: P10003972A	Housing L-02101-0G43-02 P10003965A	Diaphragm Spring L-04127-0005-04 OE Ref: P721414

Above product images are for reference purpose only *

Schaeffler aftermarket parts ending with "#E" is readily available. In case of non "#E" parts no, please contact local sales representative for more details.**



Tractor Clutches








Make	Model	Engine Details	Parts Description		Pictures	
STANDARD COMBINES	460 475	60 HP 75 HP	DCA Assy. (without main DP) 2280193100#E L-02428-0P15-80 OE Ref: DC 001			
DCA Assy.(with main & PTO DP) L-02028-0P15-80 / 2280188100#E OE Ref: DC 003 			Main DP 3280526100#E/3280527100#E L-03028-0PLT-80 / 81 Spline 20 x 26 x 8 (ID x OD x No.of teeth) 4Wings/5Wings OE Ref: DC 007			
			PTO DP L-03028-0PTF-80 / 3280581100#E Spline 34 x 40 x 12 (ID x OD x No.of teeth) - Organic OE Ref: TDC 077			
Pictures	-		-	-	-	
Parts Description	Pressure plate - Main(Tawa) L-02103-0P02-00	Pressure plate - PTO (Tawa) L-02103-0746-82 4341061100#E Thickness : 15 mm	Main Lever Kit L-02115-0155-03	PTO Lever Kit L-02115-0159-01	Housing L-02101-0299-01	Diaphragm Spring L-04127-0005-86 4340459100#E

Above product images are for reference purpose only *

Schaeffler aftermarket parts ending with "#E" is readily available. In case of non "#E" parts no, please contact local sales representative for more details.**



Tractor Clutches









Make	Model	Engine Details	Parts Description		Pictures	
<p>ESCORTS</p>	<p>Farmtrac 80 Farmtrac 6065 Ex</p>	<p>72 HP, 4cyl 65 HP, 4cyl</p>	<p>DCA Assy. (without PTO DP) 2310111100#E L-02431-0P01-80 OE Ref: D10045800</p>			
			<p>Main DP 3310330100#E L-03H31-0PLC-00 Spline 34 x 40 x 12 (ID x OD x No.of teeth) 6 Wings OE Ref: D10159060</p>			
<p>DCA Assy. (with main & PTO DP) L-02031-0P01-80 6313158090#E / OE Ref: D10045801A</p> 			<p>PTO DP 3310328100#E L-03031-0PT1-80 Spline 19 x 22 x 13 (ID x OD x No.of teeth) Organic OE Ref: D10159070</p>			
<p>Pictures</p>					<p>-</p>	
<p>Parts Description</p>	<p>Pressure plate - Main (Tawa) L-02103-0A11-00-AM 4341186100#E OE Ref: D10159080 Thickness 24 mm</p>	<p>Pressure plate - PTO (Tawa) L-02103-0733-06_AM 4341187100#E OE Ref: D10159090 Thickness 19.7 mm</p>	<p>Main Lever Kit L-02615-0P25-00 4341088100#E</p>	<p>PTO Lever Kit L-02615-0P26-00 4341087100#E</p>	<p>Housing L-02101-0P08-01 OE Ref: D10159120</p>	<p>Diaphragm Spring L-04130-0009-03-AM 4341188100#E OE Ref: D10159100</p>

Above product images are for reference purpose only *

Schaeffler aftermarket parts ending with "#E" is readily available. In case of non "#E" parts no, please contact local sales representative for more details.**



Tractor Clutches





Make	Model	Engine Details	Parts Description		Pictures	
<p>ESCORTS</p>	<p>Farmtrac 6060 Executive Farmtrac 6060 Executive 4X4 Powertrac Euro 60 Powertrac 4455 BT+</p>	<p>60 HP, 4cyl 60 HP, 4cyl 60 HP, 4cyl 60 HP, 4cyl</p>	<p>DCA Assy. (without main DP) 2280192100#E L-02428-OP16-80 Old Design L-02428-OP16-05_AM (6 mounting hole design) OE Ref: D10113070 (New Ref: D10403160) / D10135500-A</p>			
			<p>Main DP 3280560100#E / 3280563100#E L-03028-OPMD-80/ PLQ-80 Spline 20 x 25 x 10 (ID x OD x No.of teeth) 4 Wings OE Ref: D10113080/ D10090020</p>			
<p>DCA Assy.(with main & PTO DP) L-02028-OP16-05 OE Ref: D10445820</p> 			<p>PTO DP L-03028-OPTG-80 / 3280572100#E L-03H28-OPTG-02 / 3280825100#E Spline 44 x 48 x 29 (ID x OD x No.of teeth) Organic OE Ref: D10113090</p>			
<p>Pictures</p>	<p>-</p>				<p>-</p>	
<p>Parts Description</p>	<p>Pressure plate - Main(Tawa) L-02102-0G79-00</p>	<p>Pressure plate - PTO (Tawa) L-02103-0746-01 4341061100#E Thickness 16 mm</p>	<p>Main Lever Kit L-02615-0P21-00 4341086100#E OE Ref: D10159040</p>	<p>PTO Lever Kit L-02615-0P22-00 4341089100#E OE Ref: D10159050</p>	<p>Housing L-02101-0P09-00</p>	<p>Diaphragm Spring L-04127-0005-86 4340359100#E OE Ref: D10159010</p>

Above product images are for reference purpose only *

Schaeffler aftermarket parts ending with "#E" is readily available. In case of non "#E" parts no, please contact local sales representative for more details.**



Tractor Clutches








Make	Model	Engine Details	Parts Description		Pictures	
<p style="text-align: center;">ESCORTS</p>	Farmtrac 45 Classic Farmtrac 60 Classic EPI T20 Farmtrac 6045 Executive	45 HP 50 HP 45 HP	DCA Assy. (without main DP) 2280243100#E L-02428-0G21-81 OE Ref: D10435900/ D10135500			
			Main DP 3280606100#E L-03H28-0G68-00 Spline: 21 X 26 X 10 (ID x OD x No.of teeth) OE Ref: D10117940			
<p style="text-align: center;">DCA Assy.(with main & PTO DP) L-02028-0G21-01 OE Ref: D10335910</p> 			PTO DP 3280825100#E L-03H28-0PTG-02 Spline 44 x 48 x 29 (ID x OD x No.of teeth) Organic OE Ref: D10113090			
			Pictures	-	-	-
Parts Description	Pressure plate - Main(Tawa) L-02102-0G79-00	Pressure plate - PTO (Tawa) L-02102-0G78-00	Main Lever Kit L-02615-1032-00	PTO Lever Kit L-02615-1025-00	Housing L-02101-0P09-01	Diaphragm Spring L-04127-0005-04 OE Ref: D10327910

Above product images are for reference purpose only *

Schaeffler aftermarket parts ending with "#E" is readily available. In case of non "#E" parts no, please contact local sales representative for more details.**



Tractor Clutches








Make	Model	Engine Details	Parts Description			Pictures
<p>ESCORTS</p>	Farmtrac 45 Smart Farmtrac 60 Smart Farmtrac 60 EPI T20 Farmtrac 60 EPI F20 Farmtrac 6050 Executive 4X4	50 HP, 3cyl 50/ 47 HP, 3cyl 50 HP, 3cyl 50 HP, 3cyl 50 HP, 3cyl	<p>DCA Assy. (Without main DP) 2280245100#E L-02428-OP16-81 OE Ref: D10135500A</p>			
	<p>DCA Assy.(with main & PTO DP) L-02028-OP16-01 OE Ref: D101023850A</p> 			<p>Main DP 3280560100#E L-03028-OPMD-81 Spline 21 x 26 x 10 (ID x OD x No.of teeth) 4Wings OE Ref: D10123860A</p>		
			<p>PTO DP 3280572100#E L-03028-OPTG-80 Spline 44 x 48 x 29 (ID x OD x No.of teeth) Organic OE Ref: D10113090</p>			
<p>Pictures</p>			<p>-</p>	<p>-</p>	<p>-</p>	
<p>Parts Description</p>	<p>Pressure plate - Main(Tawa) L-02103-0432-83 4340460100#E OE Ref: D10327930 Thickness : 25.6 mm</p>	<p>Pressure plate - PTO (Tawa) L-02103-0P10-00 OE Ref: D10327920</p>	<p>Main Lever Kit L-02615-1010-00 D10327970</p>	<p>PTO Lever Kit L-02615-1009-00 OE Ref: D10327980</p>	<p>Housing L-02101-0P11-00 OE Ref: D10327940</p>	<p>Diaphragm Spring L-04127-0005-86 4340459100#E OE Ref: D10159010</p>

Above product images are for reference purpose only *

Schaeffler aftermarket parts ending with "#E" is readily available. In case of non "#E" parts no, please contact local sales representative for more details.**



Tractor Clutches







Make		Model		Engine Details		Parts Description		Pictures			
ESCORTS		Farmtrac 50/60		50 HP		DCA Assy. (Without main DP) 2280244100#E L-02428-0G52-80 OE Ref: D10245840					
		DCA Assy. (with main & PTO DP) L-02028-0G52-00		Main DP 3280826100#E L-03028-0H54-00 Spline: 21 x 26 x 10 (ID x OD x No.of teeth) OE Ref: D10245850							
				PTO DP L-03028-0PTG-80 / 3280572100#E L-03H28-0PTG-02 / 3280825100#E Spline 44 x 48 x 29 (ID x OD x No.of teeth) Organic OE Ref: D10113090							
Pictures						-					
Parts Description		Pressure plate - Main (Tawa) L-02103-0432-83 4340460100#E OE Ref: D10327930 Thickness : 25.6 mm		Pressure plate - PTO (Tawa) L-02103-0P10-00 OE Ref: D10327920		Main Lever Kit L-02615-1010-00 D10327970		PTO Lever Kit L-02615-1009-00 OE Ref: D10327980		Housing L-02101-0P11-00 OE Ref: D10327940	

Above product images are for reference purpose only *

Schaeffler aftermarket parts ending with "#E" is readily available. In case of non "#E" parts no, please contact local sales representative for more details.**



Tractor Clutches







Make		Model	Engine Details	Parts Description		Pictures
SAME DEUTZ FAHR		SAME - 75 ,80, 85, 90, 95 & 100	74 HP to 95 HP	DCA Assy. (without PTO DP) 2310113100#E L-02431-0G22-81 0.017.7890.4		
 		DCA Assy.(with main & PTO DP) L-02031-0G22-01 OE Ref: 0.017.7889.4		Main DP 3310338100#E L-03H31-0G56-01 Spline 33 x 40 x 20 (ID x OD x No.of teeth) - 6Wings 0.017.7891.3		
				PTO DP 3310339100#E L-03H31-0G57-00 Spline 22 x 27 x 14 (ID x OD x No.of teeth) 4Wings 0.017.7892.3		
Pictures			-	-	-	
Parts Description	Pressure plate - Main (Tawa) L-02103-0A11-00_AM 4341186100#E OE Ref: 0.900.1521.9 Thickness 24 mm	Pressure plate - PTO (Tawa) L-02103-0733-06-AM 4341187100#E OE Ref: 0.900.1522.3 Thickness 19.7 mm	Main Lever Kit L-02631-0G06-00 OE Ref: 0.900.1522.5	PTO Lever Kit L-02631-0G07-00 OE Ref: 0.900.1522.4	Housing L-02101-0P08-02	Diaphragm Spring L-04130-0009-03_AM 4341188100#E

Above product images are for reference purpose only *

Schaeffler aftermarket parts ending with "#E" is readily available. In case of non "#E" parts no, please contact local sales representative for more details.**



Tractor Clutches







Make		Model		Engine Details		Parts Description		Pictures					
SAME DEUTZ FAHR		SAME – 403, 453 & 503		60 HP		DCA Assy. (without PTO DP) 2280233100#E L-02428-0178-97 0.021.0590.4 / 10							
DCA Assy.(with main & PTO DP) L-02028-0178-17 OE Ref: 0.021.0589.4/10		 		Main DP 3280811100#E/ 3280579100#E L-03H28-0889-07 /84 Spline 33 x 40 x 20 (ID x OD x No.of teeth) 4Wings 0.012.0931.0 / 10									
				PTO DP 3280583100#E L-03028-0852-85 Spline : 22 X 25 X 10 (ID X OD X no. of teeth) OE Ref: 0.012.0932.0 / 78021001									
Pictures		-		-		-							
Parts Description		Pressure plate - Main (Tawa) L-02102-0G07-05		Pressure plate - PTO (Tawa) L-02103-0729-03 7.8022.001.00		Main Lever Kit L-02615-1017-00		PTO Lever Kit L-02615-1018-00		Housing L-02101-0G28-03		Diaphragm Spring L-04127-0005-86 4340459100#E OE Ref: 7.8024.001.00	

Above product images are for reference purpose only *

Schaeffler aftermarket parts ending with "#E" is readily available. In case of non "#E" parts no, please contact local sales representative for more details.**



Tractor Clutches









Make		Model	Engine Details	Parts Description		Pictures
SAME DEUTZ FAHR		Agrolux 70	70 HP, 3cyl	DCA Assy. (without PTO DP) 2280219100#E L-02428-0P00-81 Old Design L-02428-0P00-03_AM (6 mounting hole design) 0.015.4708.3/10		
DCA Assy.(with main & PTO DP) L-02028-0P00-03_AM 6283356090#E / OE Ref: 0.015.4421.3/10		 		Main DP 3280662100#E L-03H28-0G56-00 Spline : 36 X 40 X 20 (ID X OD X no. of teeth) OE Ref: 0.015.4422.3/10		
				PTO DP 3280589100#E L-03028-0PTW-82 Spline : 22 X 25 X 14 (ID X OD X no. of teeth) OE Ref: 0.015.4423.3		
Pictures	-	-	-	-	-	
Parts Description	Pressure plate - Main (Tawa) L-02102-0G07-05	Pressure plate - PTO (Tawa) L-02103-0729-03 OE Ref: 7.8022.001.00	Main Lever Kit L092115-0150-01	PTO Lever Kit L-02115-0151-02	Housing L-02101-0G28-03	Diaphragm Spring L-04127-0005-04 OE Ref: 84527870

Above product images are for reference purpose only *

Schaeffler aftermarket parts ending with "#E" is readily available. In case of non "#E" parts no, please contact local sales representative for more details.**



Tractor Clutches








Make		Model	Engine Details	Parts Description		Pictures
ITL (SONALIKA)		Sonalika 4100 DI 60 2WD/4WD DI-60 Rx Standard DI-460	58 HP 60 HP 60 HP 60 HP	DCA Assy. (without main DP) 2280191100#E L-02428-0P03-80 OE Ref: 10004686AD		
DCA Assy.(with main & PTO DP) L-02028-0P03-80 6283283090#E / OE Ref : 10022572AA				Main DP 3280820100#E/ 3280587100#E L-03H28-0PL8-14/ PL-8-93 Spline 20 x 25 x 8 (ID x OD x No.of teeth) - 4Wings OE Ref : 10028676AD		
				PTO DP 3280590100#E L-03028-0PT2-80 Spline details-34 x 40 x 12 (ID x OD x No.of teeth) - Organic OE Ref: CAEXP1828/ 10091143AA		
Pictures	-				-	
Parts Description	Pressure plate - Main (Tawa) L-02103-0P02-00 OE Ref: 11000457AA	Pressure plate - PTO (Tawa) L-02103-0746-82 4341061100#E OE Ref: 11000456AA Thickness : 15 mm	Main Lever Kit L-02615-0P27-00 4340427100#E OE Ref: 5911630790	PTO Lever Kit L-02615-0P28-00 4340441100#E OE Ref: 5911600090	Housing L-02101-0299-00	Diaphragm Spring L-04127-0005-86 4340459100#E OE Ref: 21000215AA

Above product images are for reference purpose only *

Schaeffler aftermarket parts ending with "#E" is readily available. In case of non "#E" parts no, please contact local sales representative for more details.**



Tractor Clutches


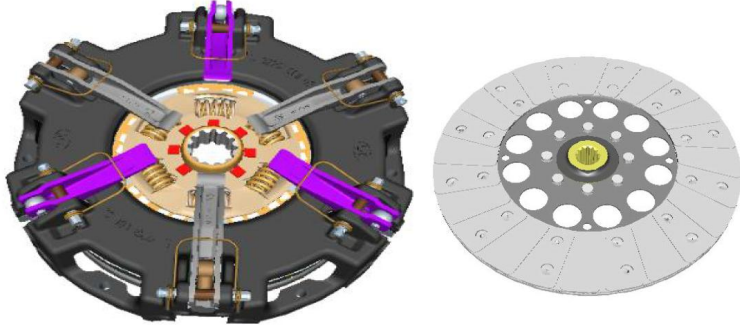
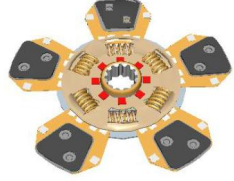


Make	Model	Engine Details	Parts Description		Pictures	
ITL (SONALIKA)	Sonalika 4110	58 HP	DCA Assy. (without main DP) 2280242100#E L-02428-0P03-86 OE Ref: 10004686AD			
DCA Assy.(with main & PTO DP) L-02028-0P03-80 6283283090#E / OE Ref : 10022572AA 			Main DP 3280820100#E L-03H28-0PL8-17 Spline $\varnothing 20.13$ mm x $\varnothing 25.50$ mm x 8mm 4 Wings OE Ref: 10028676AD			
			PTO DP 3280805100#E L-03028-0PT2-02 Spline 34 x 40 x 12 (ID x OD x No.of teeth) Organic OE Ref: CAEXP1828/ 10091143AA			
Pictures	-	-			-	
Parts Description	Pressure plate - Main (Tawa) L-02102-0G76-00	Pressure plate - PTO (Tawa) L-02102-0G75-00 OE Ref: 50063005AA	Main Lever Kit L-02615-0P27-00 4340427100#E OE Ref: 5911630790	PTO Lever Kit L-02615-0P28-00 4340441100#E OE Ref: 5911600090	Housing L-02101-0299-02	Diaphragm Spring L-04127-0005-86 4340459100#E OE Ref: 21000215AA

Above product images are for reference purpose only *

Schaeffler aftermarket parts ending with "#E" is readily available. In case of non "#E" parts no, please contact local sales representative for more details.**



Tractor Clutches





Make	Model	Engine Details	Parts Description		Pictures	
ITL (SONALIKA)	DI 60 2WD/4WD DI-60 Rx Standard DI-460	60 HP, 4cyl 60 HP, 4cyl 60 HP, 4cyl	DCA Assy. (without PTO DP) 2280241100#E L-02428-0G45-81 OE Ref:10041066AA			
DCA Assy.(with main & PTO DP) L-02028-0G45-81 6283331090#E / OE Ref: 10066183AB 			Main DP 3280822100#E L-03H28-0H30-01 Splines 34 x 42x 12 (ID X OD X no. of teeth) OE Ref: 10028676AD			
			PTO DP 3280823100#E L-03H28-0H31-01 Ø20.13 x 25 x 8 (ID X OD X no. of teeth) OE Ref: 10091143AA			
Pictures	-	-	-	-	-	
Parts Description	Pressure plate - Main (Tawa) L-02102-0G07-05	Pressure plate - PTO (Tawa) L-02103-0729-03 OE Ref: 10041072AA	Main Lever Kit L-02115-0150-01	PTO Lever Kit L-02115-0151-02	Housing L-02101-0G28-05	Diaphragm Spring L-04127-0005-86 4340459100#E OE Ref: 9970796

Above product images are for reference purpose only *

Schaeffler aftermarket parts ending with "#E" is readily available. In case of non "#E" parts no, please contact local sales representative for more details.**



Tractor Clutches





Make		Model		Engine Details		Parts Description		Pictures
ITL (SONALIKA)		World truck		90 HP				
<p>DCA Assy.(with main & PTO DP) L-02031-0P06-00_ AM 6313183090#E / OE Ref: 10080431AA</p> 				<p>Main DP 3310351100#E L-03H31-0PLL-00 Spline : 34 X 40 X 12 (ID X OD X no. of teeth) OE Ref: 10080433AA</p>				
				<p>PTO DP 3310364100#E L-03H31-0PT6-00 Spline :34 X 40 X 13 (ID X OD X no. of teeth) OE Ref: 10080432AA</p>				
Pictures								
Parts Description		Pressure plate - Main (Tawa) L-02103-0A11-00_AM 4341186100#E Thickness 24 mm	Pressure plate - PTO (Tawa) L-02103-0733-06_AM 4341187100#E Thickness 19.7 mm	Main Lever Kit L-02631-0G04-00	PTO Lever Kit L-02631-0G03-00	Housing L-02101-0P08-02	Diaphragm Spring L-04127-0005-86 4340459100#E OE Ref: 9970796	

Above product images are for reference purpose only *

Schaeffler aftermarket parts ending with "#E" is readily available. In case of non "#E" parts no, please contact local sales representative for more details.**



Tractor Clutches









Make		Model		Engine Details		Parts Description		Pictures					
ITL (SONALIKA)		World truck		90 HP		DCA Assy. (without main DP) L-02431-0P06-01		-					
		DCA Assy.(with main & PTO DP) L-02031-0P06-81_ AM 6313134090#E / OE Ref: 10022575 AA		Main DP 3310358100#E L-03H31-0PLL-01 Splin : 20 X 25 X 8 (ID X OD X no. of teeth) OE Ref: 10022576 AA									
				PTO DP 3310359100#E L-03H31-0PT6-01 Splin : 34 X 40 X 12 (ID X OD X no. of teeth) OE Ref: 10022577AA									
Pictures		-		-		-							
Parts Description		Pressure plate - Main (Tawa) L-02102-0P23-00		Pressure plate - PTO (Tawa) L-02102-0P26-00		Main Lever Kit L-02631-0G01-00		PTO Lever Kit L-02631-0G02-00		Housing L-02101-0P08-02		Diaphragm Spring L-04130-0009-03	

Above product images are for reference purpose only *

Schaeffler aftermarket parts ending with "#E" is readily available. In case of non "#E" parts no, please contact local sales representative for more details.**



Tractor Clutches





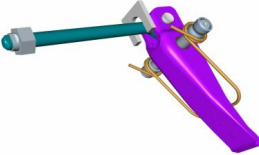
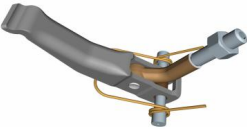

Make	Model	Engine Details	Parts Description			Pictures
HMT	6522 5911M	60 HP, 3.6L 58 HP	DCA Assy. (Without main DP) 6283282090#E L-02428-0P21-80			
DCA Assy. (with main & PTO DP) L-02028-0P21-80 6283282090#E / OE Ref: 5911620090 			Main DP 3280533100#E L-03028-OPMK-80 Spline 25 x 28 x 18 (ID x OD x No.of teeth) 4Wings OE Ref: 5911610090			
			PTO DP L-03H28-OPTJ-00 / 3280694100#E L-03028-OPTZ-00 / 3280486100#E Spline : 42 X 45 X 28 (ID X OD X no. of teeth) OE Ref: 591160000			
Pictures	-				-	
Parts Description	Pressure plate - Main (Tawa) L-02103-0432-83 4340460100#E Thickness : 25.6 mm	Pressure plate - PTO (Tawa) L-02103-0746-82 4341061100#E Thickness : 15 mm	Main Lever Kit L-02615-0P27-00 4340427100#E OE Ref: 5911630790	PTO Lever Kit L-02615-0P28-00 4340441100#E OE Ref: 5911600090	Housing L-02101-0299-01	Diaphragm Spring L-04127-0005-86 4340459100#E OE Ref: 9970796

Above product images are for reference purpose only *

Schaeffler aftermarket parts ending with "#E" is readily available. In case of non "#E" parts no, please contact local sales representative for more details.**



Tractor Clutches





Make	Model	Engine Details	Parts Description			Pictures
<p>PREET TRACTOR</p>	<p>6049 DI</p>	<p>60 HP, 4cyl</p>	<p>DCA Assy. (without main DP) 2280246100#E L-02428-0G16-83 OE Ref: P0302001 / P0302032</p>			
			<p>DCA Assy.(with main & PTO DP) L-02028-0G16-03</p> 			<p>Main DP 3280676100#E L-03H28-0H42-00 OE Ref: P0303402 Spline : 19 X 22 X 13 (ID X OD X no. of teeth)</p>
			<p>PTO DP 3280827100#E L-03H28-0H86-00 Spline 34 x 40 x 12 (ID x OD x No.of teeth) 4Wings OE Ref: P0302039</p>			
<p>Pictures</p>	<p>-</p>				<p>-</p>	
<p>Parts Description</p>	<p>Pressure plate - Main (Tawa) L-02102-0G76-00 OE Ref : P0302036</p>	<p>Pressure plate - PTO (Tawa) L-02103-0746-02 4341061100#E Thicknes 15 mm</p>	<p>Main Lever Kit L-02615-1026-00_AM 4330349100#E OE Ref: P0302040</p>	<p>PTO Lever Kit L-02615-1025-00 OE Ref: P0302041</p>	<p>Housing L-02101-0G43-01 OE Ref: P0302034</p>	<p>Diaphragm Spring L-04127-0005-04 OE Ref: P0302026</p>

Above product images are for reference purpose only *

Schaeffler aftermarket parts ending with "#E" is readily available. In case of non "#E" parts no, please contact local sales representative for more details.**



Tractor Clutches






Make	Model	Engine Details	Parts Description		Pictures	
<p align="center">PREET TRACTOR</p>	<p align="center">PREET 955</p>	<p align="center">55 HP, 3cyl</p>	<p>DCA Assy. (without PTO DP) 2280249100#E L-02428-0G48-81 OE Ref: P0303401</p>			
			<p>Main DP 3280838100#E L-03H28-0H41-01 Spline 34 x 42 x 12 (ID x OD x No.of teeth) 6Wings OE Ref: P0303405</p> <p>PTO DP 3280676100#E L-03H28-0H42-00 OE Ref: P0303402 Spline : 19 X 22 X 13 (ID X OD X no. of teeth)</p>			
<p align="center">Pictures</p>	-	-	-	-	-	
<p align="center">Parts Description</p>	Pressure plate - Main (Tawa) L-02102-0G07-05	Pressure plate - PTO (Tawa) L-02103-0729-03 OE Ref: P0303408	Main Lever Kit L-02115-0150-01	PTO Lever Kit L-02115-0151-02	Housing L-02101-0G28-03	Diaphragm Spring L-04127-0005-86 4340459100#E OE Ref: 9970796

Above product images are for reference purpose only *

Schaeffler aftermarket parts ending with "#E" is readily available. In case of non "#E" parts no, please contact local sales representative for more details.**



Tractor Clutches

Make		Model	Engine Details	Parts Description		Pictures
PREET TRACTOR		9049	90 HP, 4cyl	DCA Assy. (without PTO DP) 2310132100#E L-02431-0G37-80		
DCA Assy. L-02031-0G37-80 / 6313184090#E / OE Ref: P0303403				Main DP 3310379100#E L-03H31-0G96-00 Ø34 mm x Ø40 mm x 12 P0303405		
				PTO DP 3310380100#E L-03H31-0G97-00 Ø 19.13 mm x Ø22.5 mm x13 P0303404		
Pictures	-	-	-	-	-	
Parts Description	Pressure plate - Main (Tawa) L-02103-0A11-00_AM 4341186100#E OE Ref: P0303416 Thickness 24 mm	Pressure plate - PTO (Tawa) L-02103-0733-06_AM 4341187100#E OE Ref: P0303417 Thickness 19.7 mm	Main Lever Kit L-02631-0G04-00 P0303421	PTO Lever Kit L-02631-0G03-00 OE Ref: P0303420	Housing L-02101-0P08-02	Diaphragm Spring L-04130-0009-03-AM 4341188100#E OE Ref: P0303419

Above product images are for reference purpose only *

Schaeffler aftermarket parts ending with "#E" is readily available. In case of non "#E" parts no, please contact local sales representative for more details.**

Legal Disclaimers

- DEERE & COMPANY is the sole proprietor/owner of trademark John Deere, and all models : 5310, 5050D, 5310, 5050E, 5103, 5203 & 5075E 4WD.
- TRACTORS AND FARM EQUIPMENT LIMITED is the sole proprietor/owner of trademark TAFE & EICHER, and all models : Eicher 485, Eicher 333 Super Di & TAFE 5450 Di.
- NEW HOLLAND AGRICULTURE is the sole proprietor/owner of trademark New Holland, and all models : 3600-2 TX, 3630 TX Super, 4510, 5630, 5635, 7500 Turbo Super.
- MAHINDRA & MAHINDRA LIMITED is the sole proprietor/owner of trademark Mahindra & Swaraj, and all models : 5570, 6000, 6010, 6025, 6110, 6500, 6530, 7520, Novo 655Di, HOR-II Carraro, Arjun, Arjun 706, Arjun 7575, Yuvo 415Di, Yuvo 475Di, Yuvo 575Di, M star, Swaraj 855 FE & 855 XM
- STANDARD COMBINES INDIA LIMITED is the sole proprietor/owner of trademark Standard Combines, and all models : 460 & 475
- ESCORT LIMITED is the sole proprietor/owner of trademark Escort & Farmtrac, and all models : Farmtrac 50/60, 80, 45 Smart, 60 Smart, 60 EPI T20, 60 EPI F20, 45 classic, 60 classic EPI T20, 6045 Ex, 6050 Ex, 6050 Ex 4x4, 6065 Ex, 6060 Ex, 6060 Ex 4x4 and Powertrac Euro 60 and 4455 BT Plus
- SAME DEUTZ FAHR S.p.A is the sole proprietor/owner of trademark Same, and all models : Same 75, 80, 85, 90, 95, 100, 403, 453, 503. Agrolux 70,
- INTERNATIONAL TRACTOR LIMITED is the sole proprietor/owner of trademark Sonalika, and all models : Sonalika 4100, Sonalika 4110, DI 60 2WD/4WD, DI-60 Rx, Standard DI-460 & World Truck.
- HINDUSTAN MACHINE TOOLS LIMITED is the sole proprietor/owner of trademark HMT, and all models : 6522 & 5911M.
- PREET GROUP is the sole proprietor/owner of trademark Preet Tractor, and all models : Preet 955, 6049 Di & 9049.

Further information :

www.schaeffler-aftermarket.in